




VICE CUSTOMER PRINTING GUIDE - 2021



METAL HYBRID CARDS



Card Materials

Gold Hybrid - Card Specifications:

Welcome to our Catalogue of Metal Hybrid Materials. Please ensure that you read through this catalogue as it is essential to help you understand the print of your product. Our metal-hybrid cards are engraved in either gold or silver. Below are examples of each.

These images are mockups and are for reference purposes ONLY. Please see the Further Information section below if you have any queries.



DID YOU KNOW? OUR METAL HYBRID CARDS ARE THE MOST POPULAR PRODUCT HERE AT VICE. WE DON'T LIE IN SAYING THIS IS THE LAST BUSINESS CARD YOU'LL EVER NEED!

Card Materials

Silver Hybrid - Card Specifications:

Welcome to our Catalogue of Metal Hybrid Materials. Below, is the Silver variation style we currently offer here at VICE.

These images are mockups and are for reference purposes ONLY. Please see the Further Information section below if you have any queries.



SILVER HYBRID



DID YOU KNOW? YOUR LOGO IS LASER ENGRAVED INTO OUR METAL HYBRID CARDS! GIVING YOU A CLEAN A PREMIUM AND MORE SOPHISTICATED CARD.

Print Locations

Metal Hybrid - Card Specifications:

In this guide, we describe how your card can look. This includes logo size, print locations and our range of various print techniques & styles.

These images are mockups and are for reference purposes ONLY. Please see the Further Information section below if you have any queries.



TOP LEFT



BOTTOM LEFT



TOP RIGHT



BOTTOM RIGHT

PRINT LOCATIONS



WHERE CAN I PRINT?

We have 4 areas in which we can print customer logos. Above is a variety of mockups showing these areas with your logo displayed at 6cm (the biggest print size we offer)




OUR DESIGNERS RECOMMEND YOU CHOOSE A CENTRAL LOGO AT 4CM FOR A SLEEK FINISH.

Print Size

Metal Hybrid - Card Specifications:

In this guide, we describe how your card can look. This includes logo size, print locations and our range of various print techniques, materials and styles.

These images are mockups and are for reference purposes ONLY. Please see the Further Information section below if you have any queries.



LOGO SIZE

6CM LOGO

4CM LOGO

2CM LOGO

HOW BIG CAN I PRINT?

Above is a colour chart to guide you through how big your logo would be proportionally on our cards at 2cm, 4cm and 6cm.


Shown below are 3 images displaying the 3 different sizes.



SMALL - 2.5CM



MEDIUM - 4.5CM



LARGE - 6.0CM

Card Information:

In this section, we discuss the overall function of your card. Covering both the NFC chip (which is the brain of your card) and also what benefits printing QR Codes still has.

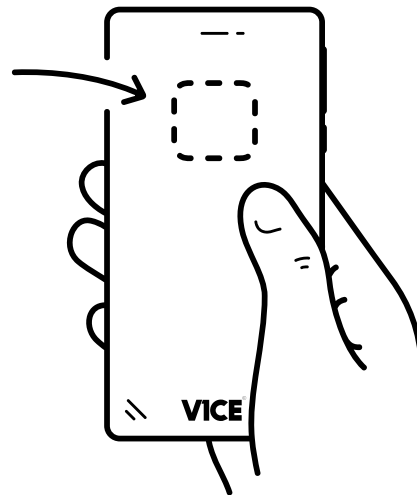
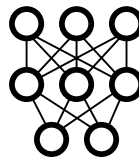
HOW DOES NFC WORK?



NFC connection is automatically started once in range of another device and will instantly communicate with the other. There's huge potential with NFC!



Your card can be set up to be a business card, payment device and much more!



YOU CAN CHANGE YOUR INFORMATION, ANYTIME ON THE GO!

QR CODES



WHAT ARE THEY?

A QR code works in the same way as a barcode at the supermarket. When your Smartphone scans this code, it translates that information into something that can be easily readable.



WE RECOMMEND PRINTING QR CODES FOR OLDER DEVICES TO SCAN



Print Ready Files:

These instructions explain how to prepare a print-ready file with VICE. Use the checklist to quickly go through each step, and see the Further Information section below if you have any queries.

CHECKLIST

1

FILE TYPE

We can only accept file types such as: PDF, PNG, JPEG, PSD, EPS & AI. Any other file type will be void.

2

RESOLUTION

The optimal resolution for the print files is between 250dpi and 600dpi. Anything lower and the image quality will be substandard and unfortunately pixelated.

3

COLOURS

All files should be sent in CMYK (cyan, magenta, yellow and black)

4

ADDITIONAL INFORMATION

Vector paths should have a weight of at least 0.25 pt. Fonts should be embedded in the PDF or converted into curves/paths. The minimum font size (below which we cannot guarantee perfect print quality) is 6 pt.



Check File Type



Image Resolution



Check Colours



Additional Information

Further Information:

Still having trouble setting up your card for print? Don't worry!

We know sometimes setting up files isn't easy, so if you're struggling we can assist you by getting you in the right direction, and have you 'tapping' in no time!

CUSTOMER SERVICE



WHO YOU GONNA CALL?

At VICE, we have a small based customer service team who are dedicated to assisting you in anyway shape or form. Whether it be missing print, issues with print, postage and general queries.



NEED HELP? CONTACT US:
HELLO@VICE.CO.UK

ONLINE CHAT



Let's Talk

If reaching out for a simple quote or query, you can reach out to us via our social media accounts or the online chat on our website, where someone will get back to you as soon as possible.



WEBSITE - WWW.VICE.CO.UK
SOCIAL - FACEBOOK.COM/VICECARD



VICE CUSTOMER PRINTING GUIDE - 2021

VICE®